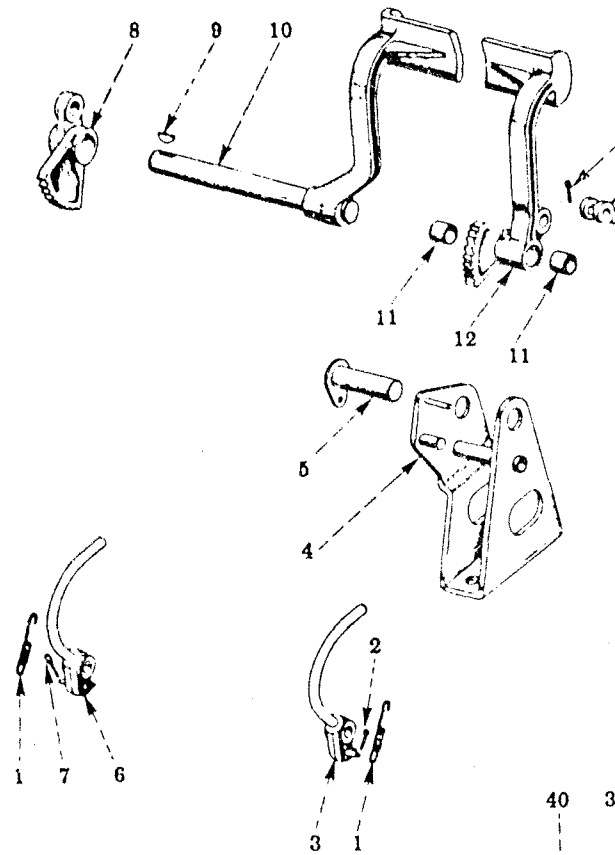


# STEERING SYSTEM

## STEERING BRAKES AND CONTROLS



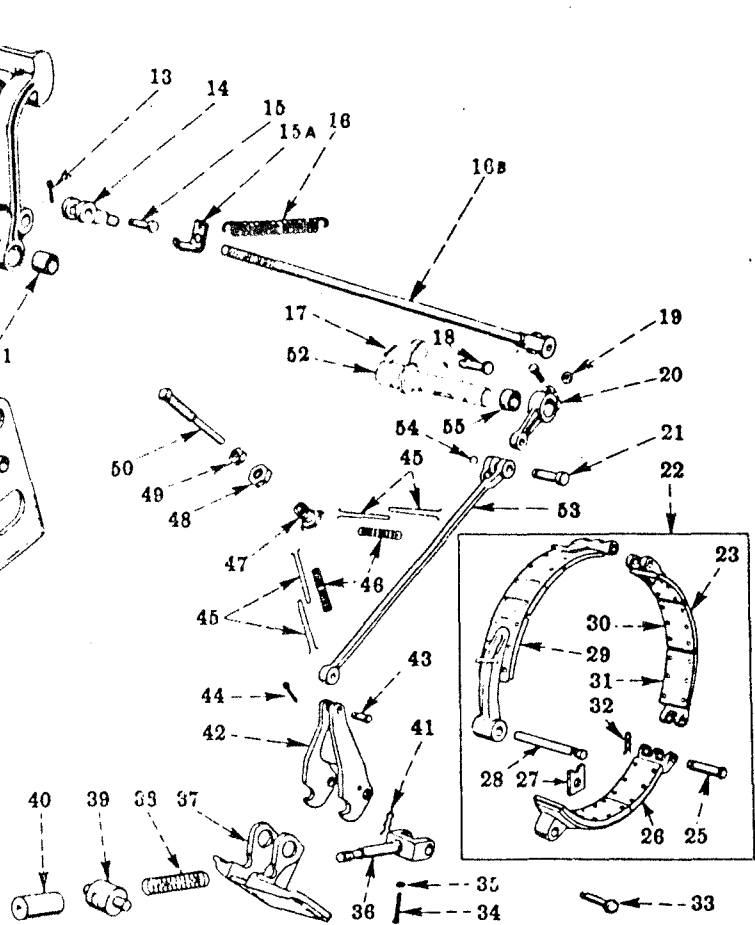
IPA-42429 D

REF. NO.	I.H. PART NUMBER	DESCRIPTION
1	272 182 R1	SPRING, brake locking pawl (2)
2		PIN, brake pedal ratchet pawl pivot cotter (1/8 x 3/4")
3	272 177 R91	PAWL, LH brake ratchet
4	274 200 R92	SUPPORT, LH brake pedal 5/8 x 1" hex-hd. cap SCREW (2) 17/32 x 1-1/16 x No. 13 ga. Flat WASHER
5	272 174 R11	SHAFT, LH brake pedal 3/8 x 5/8" hex-hd. cap SCREW 3/8" lock WASHER
6	272 178 R91	PAWL, RH brake ratchet
7		PIN, brake pedal ratchet pawl pivot cotter (1/8 x 3/4")
8	272 176 R1	ARM and RATCHET, RH brake pedal 5/8 x 1-3/4" hex-hd. cap SCREW
9	103 909	KEY, brake pedal arm and ratchet (Woodruff No. 18, 1/4 x 1-1/8")
10	311 373 R11	PEDAL, RH brake (will work for 272 425 R92)
11	272 167 R1	BUSHING, LH brake pedal (2)
12	272 171 R21	PEDAL w/two BUSHING, 272 167 R1 LH brake

PRINTED IN UNITED STATES OF AMERICA

# STEERING SYSTEM

## STEERING BRAKES AND CONTROLS - CONTINUED



REF. NO.	I.H. PART NUMBER	DESCRIPTION
13		PIN, steering brake rod outer adjustable clevis end cotter (5/32 x 1-1/8") (2)
14	144 247	CLEVIS, adjusting steering brake rod outer (2)
15	311 191 R1	PIN, steering brake rod outer adjustable clevis end (2)
15A	277 061 R11	ANCHOR, brake pedal return spring (front) (2)
16	23 370 D	SPRING, steering brake return (2)
16B	272 157 R11	ROD, outer steering brake (2)
17	103 373	PIN, 3/32 x 3/4" cotter (2)
18	103 498	PIN, steering brake rod end (2) 3/4" jam NUT (2)
19	20 841 D	KEY, steering brake lever inner (2)
20	5 813 DC	LEVER, steering brake inner (2) 1/2 x 1-5/8" hex-hd SCREW (2) 1/2" lock WASHER (2)
21	103 498	PIN, steering brake rod inner upper end (2)
22	269 225 R91	BAND ASSEMBLY, steering brake (2) (Composed of - 1 BAND 269 215 R91 1 BAND 269 218 R91 1 BAND 269 224 R91 2 PIN 269 173 R1 2 RING 269 174 R1)

PRINTED IN UNITED STATES OF AMERICA



## STEERING SYSTEM

REF. NO.	I.H. PART NUMBER	DESCRIPTION
STEERING BRAKES AND CONTROLS - CONTINUED		
23	269 218 R91	BAND, w/LINING and eighteen RIVET, 269 164 R1, center steering brake (2)
25	304 948 R1	PIN, steering brake band hinge (4)
26	269 224 R91	BAND, w/LINING and eighteen RIVET, 269 164 R1, rear steering brake (2)
27	275 059 R1	RETAINER, upper steering brake band pivot joint pin (2) 3/8 x 3/4" hex-hd. cap SCREW (2) 3/8" lock WASHER (2)
28	275 058 R1	PIN, upper steering brake band pivot joint (2)
29	269 215 R91	BAND, w/LINING and eighteen RIVET, 269 164 R1, front steering brake (2)
	269 226 R91	PACKAGE w/nine LININGS and fifty-four RIVETS, 269 164 R1, field service (for tractors with standard size steering clutch brake drum) (X)
30		LINING, steering brake band (for tractors with standard size steering clutch brake drums) (order 269 226 R91) (18)
30		LINING, steering brake band (for tractors with undersize steering clutch brake drums) (order 272 864 R91) (18)
31	269 164 R1	RIVET, steering brake band lining (108)
32	148 151	SPRING, steering brake band hinge pin retaining (7/16" groove)
33	304 947 R1	PIN, steering brake band adjusting clevis (2)
34		SCREW, 3/8 x 2-1/4" sq-hd. set (2)
35		NUT, 3/8" jam (2)
36	269 179 R1	CLEVIS, steering brake band adjusting (2)
37	269 227 R2	BRACKET, LH steering brake anchor 1/2 x 1-1/4" hex-hd. cap SCREW (4) 1/2" internal-tooth, lock WASHER (4)
37	269 228 R2	BRACKET, RH steering brake anchor 1/2 x 1-1/4" hex-hd. cap SCREW (4) 1/2" internal-tooth, lock WASHER (4)
38	269 182 R1	SPRING, steering brake band release (2)
39	273 753 R1	PIN, lower steering brake pivot joint (2)
40	269 183 R1	NUT, steering brake band adjusting (2)
41	148 153	SPRING, steering brake band adjusting clevis pin retaining (9/16" groove)
42	269 186 R3	LEVER, steering brake pivot (2)
43	304 949 R1	PIN, steering brake rod inner lower end (2)
44		PIN, steering brake rod inner end cotter (1/8 x 3/4")
45	269 178 R1	HOOK, steering brake band anchor spring (8)
46	269 177 R1	SPRING, steering brake band anchor (4)
47	43 664 DC	ANCHOR, steering brake band return spring (2)
48		NUT, 1" jam
49	102 639	NUT, 5/8" (2)
50	53 505 D	SCREW, set steering brake band

PRINTED IN UNITED STATES OF AMERICA

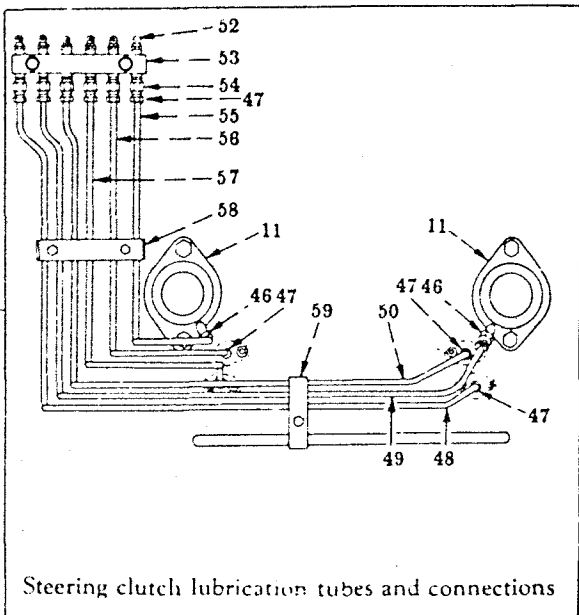


## STEERING SYSTEM

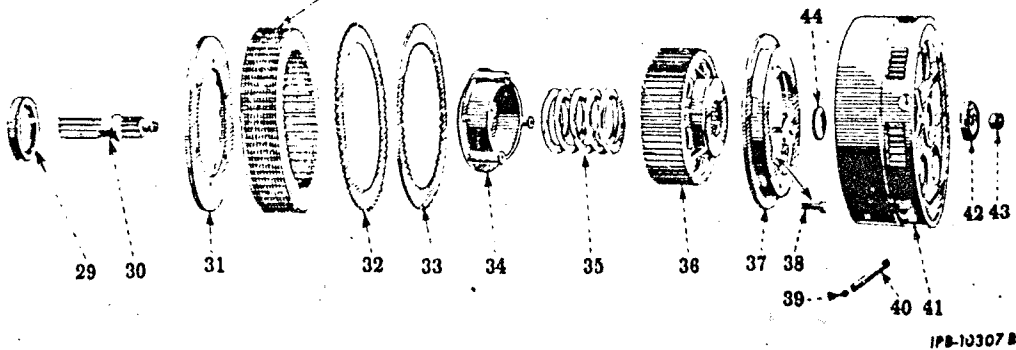
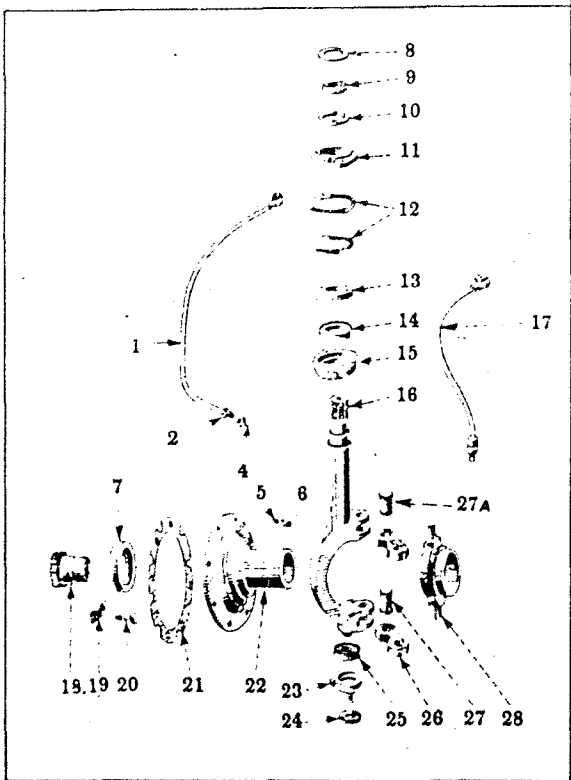
REF. NO.	I.H. PART NUMBER	DESCRIPTION
STEERING BRAKES AND CONTROLS - CONTINUED		
52	272 427 R91	LEVER, outer LH brake
	615 227 R1	WASHER, 1-1/32" x 1-3/4" x No. 11 ga.
52	272 428 R91	LEVER, outer RH brake
	615 227 R1	WASHER, 1-1/32" x 1-3/4" x No. 11 ga.
53	269 229 R11	ROD, inner steering brake (2)
54	269 192 R1	RING, steering brake rod outer end pin retaining (2)
55	41 519 D	SEAL, steering brake lever outer dirt (2)
	109 459	FITTING, brake pedal support lubrication (Lincoln 5100) (optional with 271 282)
	291 282	FITTING, brake pedal support lubrication (Alemite 1611 BL) (optional with 109 459)
	109 459	FITTING, steering brake outer lever shaft lubrication (Lincoln 5100) (optional with 271 282 (2))
	271 282	FITTING, steering brake outer lever shaft lubrication (Alemite 1611 BL) (optional with 109 459) (2)
	109 461	FITTING, LH brake pedal lubrication (Lincoln 5000) (optional with 138 322 H)
	138 322 H	FITTING, LH brake pedal lubrication (Alemite 1610 BL) (optional with 109 461)
	179 843	ANCHOR, brake pedal return spring (rear) (2)
		NUT, 3/8" jam (for brake pedal return spring anchor, rear) (2)
	272 864 R91	PACKAGE w/nine LININGS and fifty-four RIVETS, 269 164 R1, field service (for tractors with undersize steering clutch brake drums) (X)

X - As Required

PRINTED IN UNITED STATES OF AMERICA



This assembly is made up of  
11 driving discs (Ref. No. 32) and  
12 friction discs (Ref. No. 33)



IPB-10307 B



# STEERING SYSTEM

REF. NO.	I.P. PART NUMBER	DESCRIPTION
STEERING CLUTCH RELEASE SHAFT AND MECHANISM - CONTINUED		
1	272 449 R92	TUBE w/NUT, 369 989 R1 steering clutch release fork lower bearing lower grease (2)
	13 329 R1	BOLT, machine, 1/4 x 5/8" (4) 1/4" jam, NUT (4) 1/4" internal-tooth, lock WASHER (4)
2	369 989 R1	NUT, steering clutch release fork lower bearing grease tube connector (2)
4	35 252 D	CONNECTOR, steering clutch release fork lower bearing grease tube (2)
5	56 013 DX	KEY w/PIN, 56 006 D steering clutch release collar (2)
6	56 006 D	PIN, steering clutch release collar key (2)
7	313 914 R91	OIL SEAL, steering clutch shaft coupling (will work for 310 513 R91 and 310 527 R91) (2)
8	272 322 R1	RETAINER, steering clutch release fork upper bearing felt (2)
9	56 010 D	SPACER, steering clutch release lever (2)
10	56 008 D	FELT, steering clutch release fork upper bearing (2)
11	8 680 DX	RETAINER w/PLUG, 103 883 steering clutch release fork upper bearing (2) 7/16 x 1-1/2" hex-hd. cap SCREW (4) 7/16" lock WASHER (4)
12	56 009 D	GASKET, steering clutch release fork upper bearing retainer (2)
12	56 009 D	GASKET, steering clutch release fork upper bearing cage (2)
13	ST 205 A	BEARING, steering clutch release fork upper (2)
14	264 694 R91	OIL SEAL, steering clutch release fork upper bearing (optional with 42 177 D) (2)
14	42 177 D	OIL SEAL, steering clutch release fork upper bearing (optional with 264 694 R91) (2)
15	8 682 D	CAGE, steering clutch release fork upper bearing (2)
16	56 020 D	FORK, steering clutch release (2)
17	57 103 DX	TUBE, steering clutch release bearing, lower grease w/COUPLING and BRACKET (2)
	13 239 R1	BOLT, 1/4 x 5/8" machine (4) 1/4" jam, NUT (4) 1/4" internal-tooth, lock WASHER (4)
18	251 388 <del>R24</del> <sup>R31</sup>	COUPLING, steering clutch shaft, (6 T) (2) <i>w/ plug 172602</i>
19	251 319 R1	RETAINER, steering clutch shaft coupling (4)
20	260 618 R1	BOLT, steering clutch shaft coupling retainer (12)
21	271 881 R1	GASKET, drive bevel gear bearing cage cap (2)
22	279 963 R21	CAP w/PIN, 273 562 R1, drive bevel gear bearing cage (2) 1/2 x 1-1/8" hex-hd. cap SCREW (16) 1/2" external-tooth, lock WASHER (16)
23	56 016 D	PIVOT, steering clutch release fork lower bearing (2)



# STEERING SYSTEM

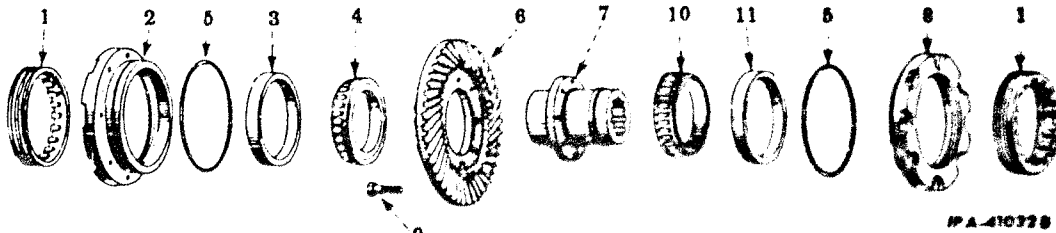
REF. NO.	I.P. PART NUMBER	DESCRIPTION
STEERING CLUTCH RELEASE SHAFT AND MECHANISM - CONTINUED		
24	21 585 D	RETAINER, steering clutch release fork lower bearing pivot (2) 1/2NF x 1-1/4" hex-hd. cap SCREW (2) 1/2" lock WASHER (2)
25	ST 554	BEARING, steering clutch release lower fork (2)
26	56 005 D	LINK, steering clutch release collar shifter (4)
27	303 995 R1	PIN, steering clutch release collar lower shifter link (2)
	148 152	SPRING, retainer, 1/2" (16)
27A	279 139 R1	PIN, steering clutch release collar upper shifter link (2)
28	56 018 DA	COLLAR, LH and RH steering clutch release (2)
	105 404	NIPPLE, 1/8" close (2)
29	53 233 DA	BEARING, steering clutch thrust (2)
30	256 785 R3	SHAFT, steering clutch (2)
31	5 715 D	PLATE, steering clutch hub (2) 1/2 x 1-1/4" hex-hd. cap SCREW (12) 1/2" lock WASHER (12)
32	40 882 D	DISC, steering clutch steel (77 teeth) (TD-150 501 to 3500) (steering clutch field improvement PACKAGE, 318 823 R91, also available) (24)
32	318 820 R1	DISC, steering clutch steel (77 teeth) (TD-150 3501 up) (also part of steering clutch field improvement PACKAGE, 318 823 R91) (24)
33	40 883 DC	DISC, steering clutch friction (58 teeth) (Raybestos) (TD-150 501 to 3500) (steering clutch field improvement PACKAGE, 318 823 R91, also available) (26)
33	58 957 D	DISC, steering clutch friction (58 teeth) (bi-metallic) (TD-150 501 to 3500) (steering clutch field improvement PACKAGE, 318 823 R91 also available) (26)
33	318 821 R1	DISC, steering clutch friction (58 teeth) (sintered bronze) (TD-150 3501 up) (also part of steering clutch field improvement PACKAGE, 318 823 R91) (24)
34	6 973 DB	RETAINER, steering clutch pressure spring (2)
35	54 491 DC	SPRING, steering clutch pressure (2)
36	8 352 DC	HUB, steering clutch (2)
37	5 711 DC	PLATE, steering clutch pressure (2)
38	54 968 D	BOLT, steering clutch pressure plate dowel (6) 1/2" lock WASHER (6)
39	18 541 R91	FITTING, steering clutch pilot bearing lubrication (Alemite 1631 B) (2)
40	54 652 D	PIPE, steering clutch pilot bearing lubrication
41	8 519 DA	DRUM, steering clutch (2) 1/2NF x 1-1/8" hex-hd. cap SCREW (16) 1/2" external-tooth lock WASHER (16)
42	ST 333	BEARING, steering clutch pilot (2)
43	256 790 R1	NUT, steering clutch pilot bearing retainer (2)
44	50 046 DA	SPACER, steering clutch pilot bearing (2)



## STEERING SYSTEM

REF. NO.	I.H. PART NUMBER	DESCRIPTION
STEERING CLUTCH RELEASE SHAFT AND MECHANISM - <i>Continued</i>		
46	29 901 D	CONNECTION, steering clutch lubrication tube (in bearing retainer) (6)
47	29 898 D	NUT, coupling, steering clutch lubrication tube (in grease tube bracket) (12)
48	279 448 R2	TUBE, RH steering clutch release fork lower bearing upper grease
49	279 447 R2	TUBE, RH steering clutch release fork upper bearing grease
50	279 446 R2	TUBE, RH steering clutch release bearing upper grease
52	138 322 H	FITTING, steering clutch grease tube junction block lubrication (Alemite 1610 B) (optional with 109 461) (4)
52	109 461	FITTING, steering clutch grease tube junction block lubrication (Lincoln 5000) (optional with 138 322 H) (4)
53	275 131 R1	BLOCK, steering clutch grease tube junction 1/4 x 1-1/8" hex-hd. cap SCREW (2) 1/4" lock WASHER (2)
54	29 901 D	CONNECTION, steering clutch lubrication tube (in junction block) (6)
55	279 443 R2	TUBE, LH steering clutch release fork upper bearing grease
56	279 444 R2	TUBE, LH steering clutch release bearing upper grease
57	279 445 R2	TUBE, LH steering clutch release fork lower bearing upper grease

### DRIVE BEVEL GEAR



REF. NO.	I.H. PART NUMBER	DESCRIPTION
1	271 812 R1	ADJUSTER, drive bevel gear bearing (2)
2	271 878 R1	CAGE, drive bevel gear bearing 9/16" NF NUT (4) 9/16 x 2 x 7/8" hex-hd. cap SCREW (4) 9/16" external-tooth, lock WASHER (8)
3	271 842 R1	CUP, drive bevel gear tapered bearing (2)
4	271 841 R91	CONE, drive bevel gear tapered bearing (2)
5	271 879 R1	RING, drive bevel gear bearing cage sealing (2)
6	320 548 R1	GEAR, drive bevel (40 T) (TD-151-4001 Up)
6	279 896 R1	GEAR, drive bevel (45 T) (TD-150-501 to 4000)
7	279 962 R1	HUB, drive bevel gear

PRINTED IN UNITED STATES OF AMERICA



## STEERING SYSTEM

REF. NO.	I.H. PART NUMBER	DESCRIPTION
STEERING CLUTCH RELEASE SHAFT AND MECHANISM - <i>Continued</i>		
58	279 449 R1	CLAMP, grease tube to ret. tube (2) 1/4" NUT 1/4 x 3/4" rd-hd. st. machine SCREW 1/4" lock WASHER
59	279 606 R1	BRACKET, upper grease tube
59	279 607 R1	BRACKET, lower grease tube 1/4 x 5/8" rd-hd. st. machine SCREW (2) 1/4" lock WASHER (2)
126 121		FITTING, steering clutch release bearing lubrication (optional with 271 281) (2)
271 281		FITTING, steering clutch release bearing lubrication (optional with 126 121) (2)
318 823 R91		PACKAGE, steering clutch field service (consists of twenty-two DISC, 318 823 R1 and twenty-four DISC, 318 821 R1)
273 462 R1		PIN, bevel gear bearing adjuster lock (2)
103 863		PLUG, pipe (st-hd) (1/8")
172 602		PLUG, steering clutch shaft coupling (2) (2)
278 027 R1		WIRE, steering clutch shaft coupling resamer bolt locking, (16 ga. x 9" long) (order 278 027 R1) (6) WIRE, locking bolt, (16 ga.) (customer must specify length required) (X)

X - As required

### DRIVE BEVEL GEAR - *Continued*

REF. NO.	I.H. PART NUMBER	DESCRIPTION
8	271 878 R1	CAGE, drive bevel gear bearing 9/16" NF NUT (4) 9/16 x 2 x 7/8" hex-hd. cap SCREW (4) 9/16" external-tooth, lock WASHER (8)
9	279 964 R2	BOLT, drive bevel gear dowel (6)
10	271 841 R91	CONE, drive bevel gear tapered bearing
11	271 842 R1	CUP, drive bevel gear tapered bearing
	279 992 R1	BOLT, drive bevel gear bearing cage
	32 454 D	NUT, drive bevel gear dowel bearing
322 195 R91		UNION and SHAFT (bevel, 320 548 R1 GEAR, 320 548 R1 (match pair) (see transmission) (will work for 279 896 R1

PRINTED IN UNITED STATES OF AMERICA